

# wilo Pump Data Sheet

Sheet No.	
Customer	
Item No.	
Date	2017-03-28

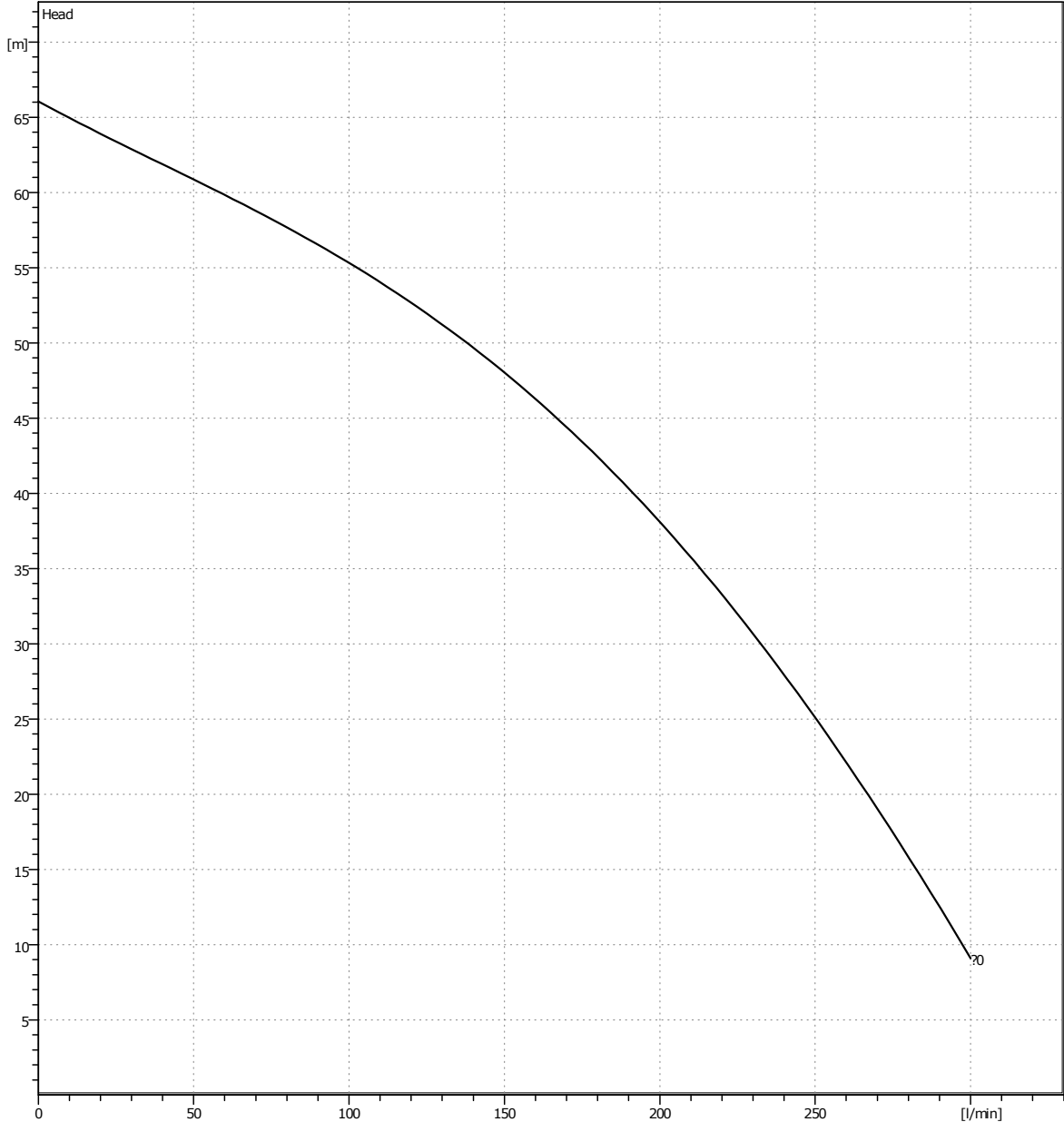
1	<b>Model</b>	PBI-D404MA		Title			
2	Location			Agent			
3	Service			Plant Name			
4	Quantity	Set(s)		Installation	<input checked="" type="checkbox"/> Indoor <input type="checkbox"/> Outdoor		
5	<b>OPERATING CONDITION</b>						
6	Liquid	Water		Capacity	180 lpm		
7	Pumping Temp.	AMB		Suct. Head	- m		
8	S.G	1		Disch. Head	40 m		
9	Vap. Pressure	1kg/cm2A		Total head	40 m		
10	Viscosity	1 cp					
11	<b>PERFORMANCE AND CONSTRUCTIONS</b>					<b>MATERIAL</b>	
12	Horizontal		Efficiency	45 %		Parts' Name	Symbol
13	No. of Stages	4		Rated Power	1.5KW		Pump
14	Speed	3450rpm		NPSHre			Bed
15	Rotation	CCW (view from drive end)				Valve & etc.	STS304
16	<b>Bore</b>	Size(Dia)	Rating	Face	Position	Manifold	STS304
17	Suction	50 mm	10 kgf/cm2	<input type="checkbox"/> FF <input type="checkbox"/> RF	-		
18	Discharge	50 mm	10 kgf/cm2	<input type="checkbox"/> FF <input type="checkbox"/> RF	-		
19	Impeller Type	Closed		Single suction		<b>HYDROSTATIC</b>	
20	Flow Direction	Radial			Casing	10 kgf/cm2	3 min
21	Shaft Seal	M/Seal	Shaft Sleeve	No			
22	Mounting	Bracket			<b>TESTING</b>		
23	Lubrication	<input type="checkbox"/> Grease <input type="checkbox"/> Oil Bath		Items		(Witness)	
24	Cooling	<input type="checkbox"/> Stuff.Box <input type="checkbox"/> B/R Housing <input type="checkbox"/> No Cooling		Run Perform.	<input checked="" type="checkbox"/> Yes <input type="checkbox"/> No	<input type="checkbox"/> Yes <input checked="" type="checkbox"/> No	
25	Pump Side	6304ZZ	Fan Side	6202ZZ	Hydrostatic	<input checked="" type="checkbox"/> Yes <input type="checkbox"/> No	<input type="checkbox"/> Yes <input checked="" type="checkbox"/> No
26	<b>DRIVER SPECIFICATION</b>					<b>SPARE PARTS</b>	
27	Maker	WILO		Phase / V / Hz	1~ 220V ~ 60Hz		Set(s)
28	Type	Induction Motor		Motor Frame No.			Set(s)
29	Power	1.5KW		Furnished by	<input checked="" type="checkbox"/> WILO <input type="checkbox"/> Customer		Set(s)
30	Pole & Speed	2p 3450rpm		Mounted by	<input checked="" type="checkbox"/> WILO <input type="checkbox"/> Customer		Set(s)
31	Insulation	F		Protection	IP X4		Set(s)
32	<b>ACCESSORIES( <input checked="" type="checkbox"/>Supplied : WILO)</b>					Set(s)	
33	<input type="checkbox"/> Common Base					Set(s)	
34	<input type="checkbox"/> Foundation Bolts & Nuts					Set(s)	
35	<input type="checkbox"/> Coupling	No		<input type="checkbox"/> Coupling Guard		Set(s)	
36	<input type="checkbox"/> Pressure Gauge					Set(s)	
37	<input type="checkbox"/> Collar or Plug for Drain & Air vent.					Set(s)	
38	<input type="checkbox"/> Seal Flushing					Set(s)	
39	M/Seal	Maker	Burgmann	Model & Size	14		Set(s)
40		Type	MG12/14	Cooler	<input type="checkbox"/> Yes <input checked="" type="checkbox"/> No		Set(s)
41						Set(s)	
42	<input type="checkbox"/> Companion Flanges					<b>Weight</b>	
43	<input type="checkbox"/> Special Tool						
44							
45						Total Wt.	51 kg

# Estimated Performance Curve

Sheet No.	
Customer	
Item No.	
Date	2017-03-28

## SPECIFICATION

<b>PUMP</b>	Capacity	180 lpm at	m	<b>MOTOR</b>	OUTPUT	1.5KW
	Total Head	40	m		VOLTAGE	220V
	SUCTION BORE	50	mm		FREQUENCY	60 Hz
	DISCHARGE BORE	50	mm		SPEED	3450 1/min
	LIQUID	WATER			TYPE	
	MAKER	WILO			MAKER	WILO

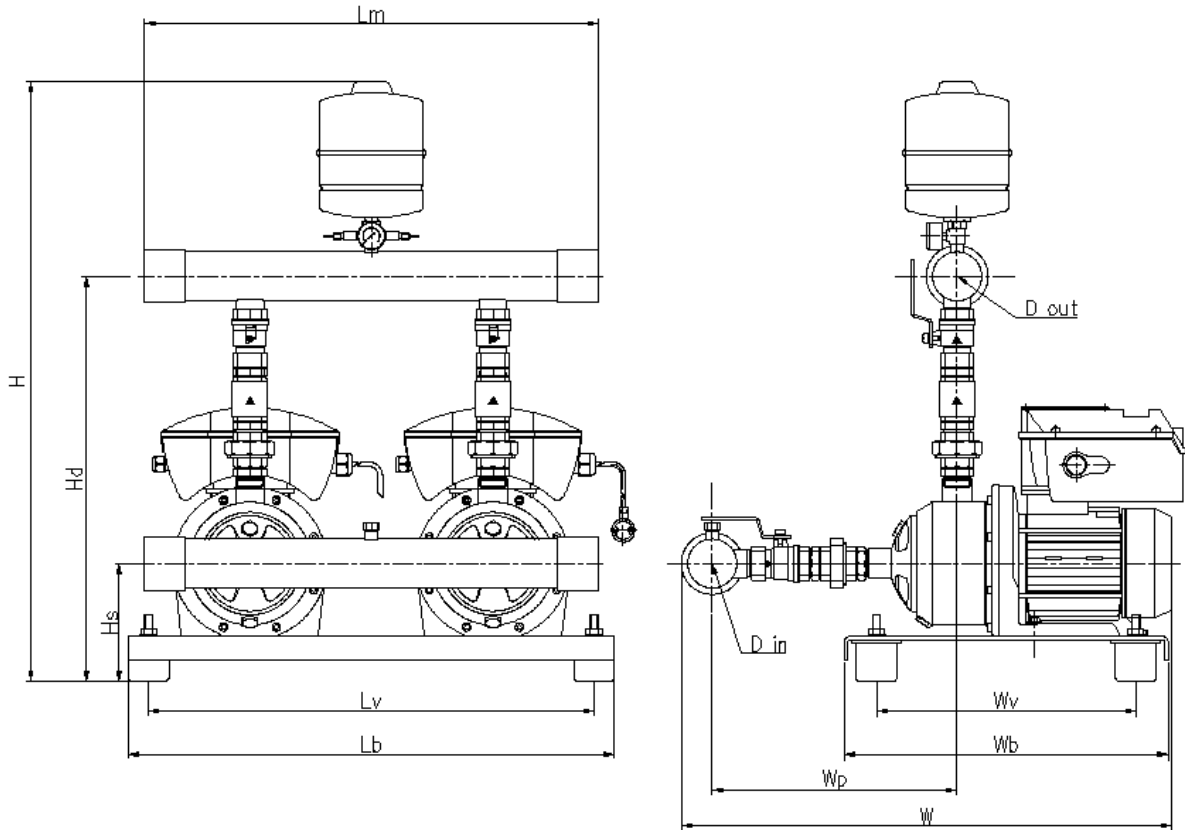


\*Performance curve of some models is subject to have 10% deviation.  
 \*Subject to change without prior notice.

TYPE	Muiti Stage Horizontal
MODEL	PBI-D404MA
SERVICE	

# Outline Drawing

Sheet No.	
Customer	
Item No.	
Date	2017-03-28

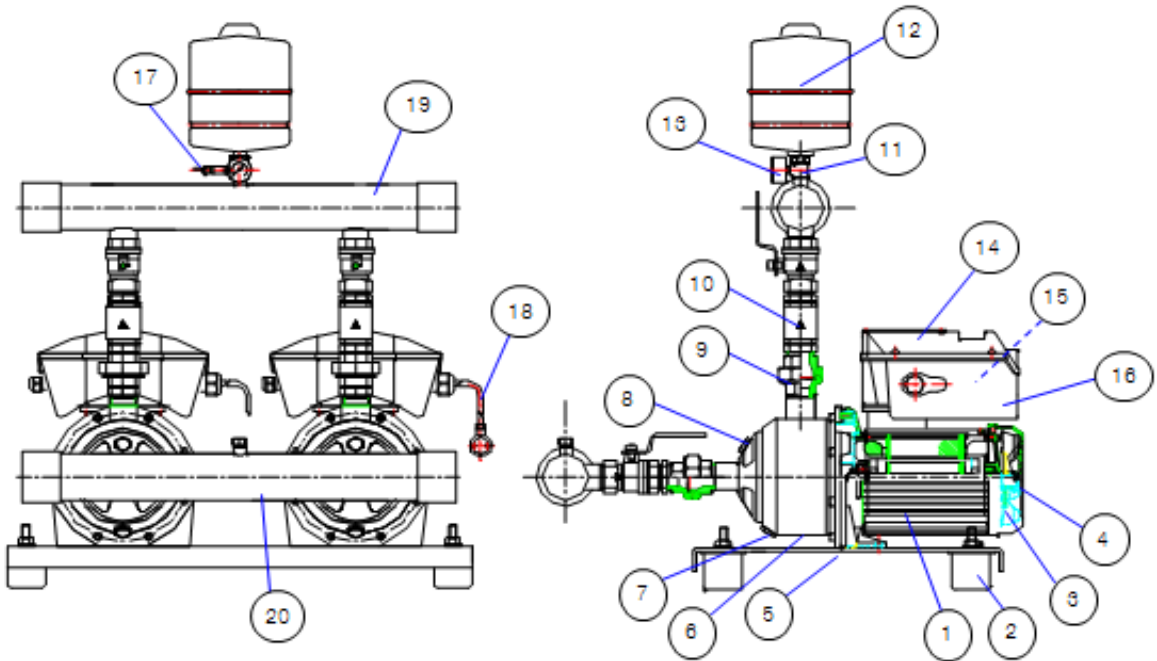


모델명	Dimension(mm)													중량 (Kg)
	H	Hs	Hd	Lm	Lv	Lb	W	Wp	Wv	Wb	Din	Dout		
PBI-D404MA	870	140	530	560	550	600	655	360	320	400	50A	50A	51	
PBI-D405MA	870	140	530	560	550	600	655	360	320	400	50A	50A	54	
PBI-D802MA	900	140	560	560	550	600	725	380	320	400	65A	65A	64	
PBI-D803MA	900	140	560	560	550	600	725	380	320	400	65A	65A	67	

TYPE	Muiti Stage Horizontal
MODEL	PBI-D404MA
SERVICE	

# Sectional Drawing

Sheet No.	
Customer	
Item No.	
Date	2017-03-28



Cls.	Part Name	Specification	Quantity	Remarks
1	Motor Assembly	3phase 220V 60Hz	1	
2	Vibration protector	ABS(HI-100)	1	
3	Fan	PBT(GP-2200)	1	
4	Fan Cover	SCP or ABS(HI-100)	1	
5	Base Plate	SCP	1	
6	Casing	STS304	1	
7	Drain Plug	STS316L	1	
8	Priming Plug	STS316L	1	
9	Union Assembly	STS304	1	
10	Check Valve	STS304	1	
11	3Way Nipple	STS304	1	
12	Pressure Tank	SCP/Rubber	1	
13	Pressure Gauge	10bar	1	
14	Inverter Cover	ABS(AF-305F)	1	
15	Inverter Assembly	-	1	
16	Inverter Base	ABS(AF-305F)	1	
17	Transmitter	16bar	1	
18	Power Cord	PNCT 3C	1	
19	Discharge manifold	STS304	1	
20	Suction manifold	STS304	1	

TYPE	Multi Stage Horizontal
MODEL	PBI-D404MA
SERVICE	