

wilo Pump Data Sheet

Sheet No.	
Customer	
Item No.	
Date	2017-03-24

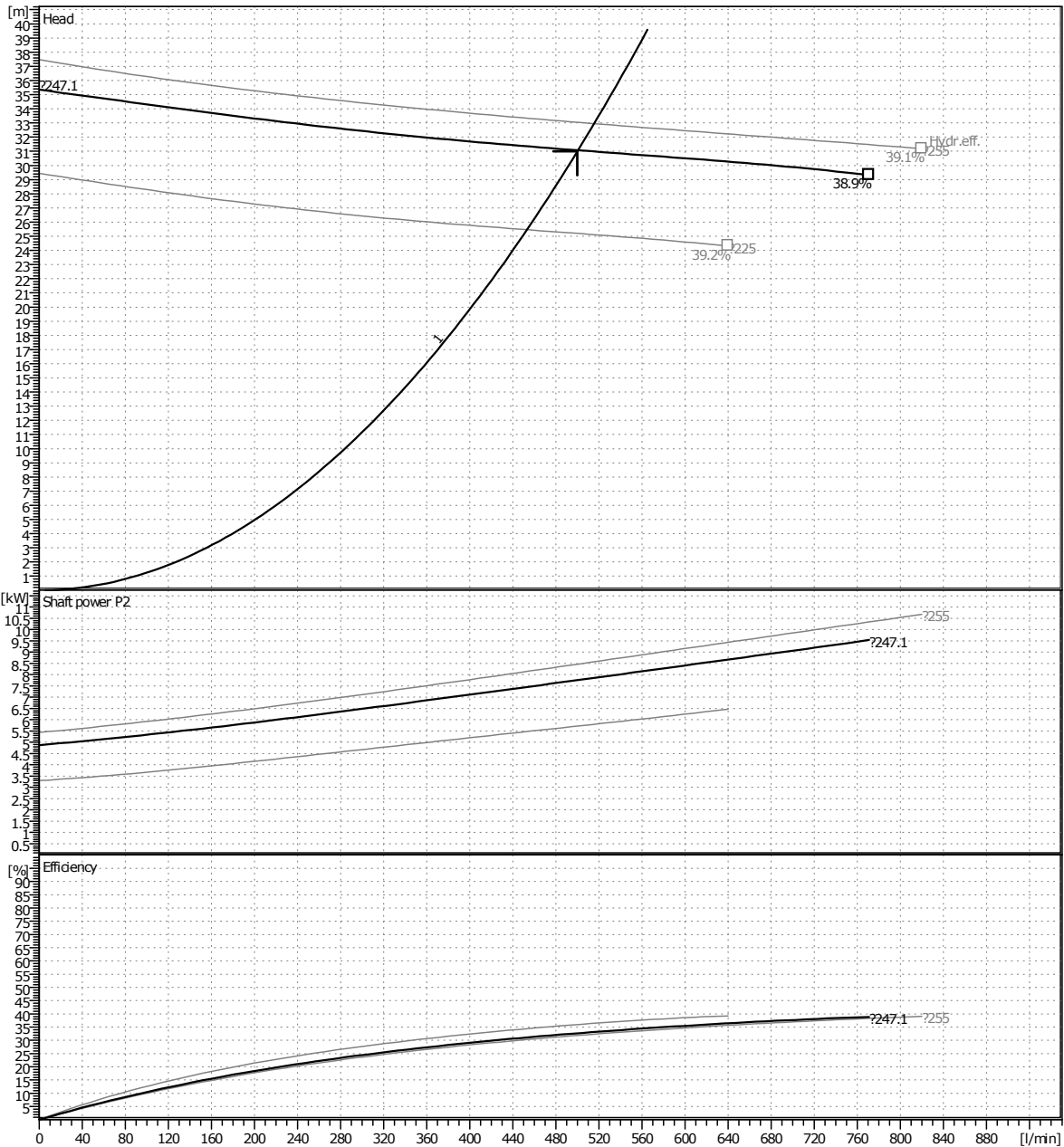
1	MODEL	PVH-6550D_IE2		Title			
2	Location			Agent			
3	Service			Plant Name			
4	Quantity	Set(s)		Installation	<input checked="" type="checkbox"/> Indoor <input type="checkbox"/> Outdoor		
5	OPERATING CONDITION						
6	Liquid	Water		Flow	500 l/min		
7	Pumping Temp.	Ambient		Suc. Pressure			
8	S.G.	1		Dis. Pressure			
9	Vap. Pressure	0.03kg/cm2A at 24?		Diff. Pressure			
10	Viscosity	1 cP		Total Head	31 m		
11	PERFORMANCE AND CONSTRUCTION					MATERIAL	
12	Horizontal		Efficiency	32.7	%	Part Name	Symbol
13	No. of Stages	1	Rated Power	7.76 kW		Casing&Cover	GC200
14	Speed	1750 rpm	NPSHre	0 m		Impeller	GC200
15	Rotation	CW (view from drive end)				Shaft	SM45C
16	BORE	Size(Dia)	Rating	Face	Position	Sleeve	STS304
17	Suction	65 mm	10kgf/cm2	FF	End	B/R Housing	GC200
18	Discharge	50 mm	10kgf/cm2	FF	Top	Casing Ring	-
19	Impeller Type	Semi Open	Single Stage Vortex		HYDROSTATIC		
20	Flow Direction	Radial			Casing		3 min
21	Shaft Seal	M/Seal	Shaft Sleeve	Yes	Jacket		3 min
22	Mounting	Foot			TESTING		
23	Lubrication	<input checked="" type="checkbox"/> Grease <input type="checkbox"/> Oil Bath		Items		Witness	
24	Cooling	<input type="checkbox"/> Stuff.Box <input type="checkbox"/> B/R Housing <input checked="" type="checkbox"/> No Cooling		Run Perform.	<input checked="" type="checkbox"/> Yes <input type="checkbox"/> No	<input type="checkbox"/> Yes <input checked="" type="checkbox"/> No	
25	Radial Bearing	6305zzC3	Thrust Bearing	6306zzC3	Hydrostatic(Air Press.)	<input checked="" type="checkbox"/> Yes <input type="checkbox"/> No	<input type="checkbox"/> Yes <input checked="" type="checkbox"/> No
26	MOTOR SPECIFICATION					SPARE PART	
27	Maker	HIGEN	Phase / V / Hz	3~ <input checked="" type="checkbox"/> 380V <input type="checkbox"/>	~60 Hz	Set(s)	
28	Type	TEFC	Motor Frame No.	160 M		Set(s)	
29	Power	11 kW	Furnished by	<input checked="" type="checkbox"/> WILO <input type="checkbox"/> Customer	Set(s)		
30	No. of Pole	4 P	Mounted by	<input checked="" type="checkbox"/> WILO <input type="checkbox"/> Customer	Set(s)		
31	Insulation	<input checked="" type="checkbox"/> F <input type="checkbox"/>	Enclosure	<input checked="" type="checkbox"/> IP 54 <input type="checkbox"/>	Set(s)		
32	ACCESSORY(<input checked="" type="checkbox"/>Supplied : WILO)					Set(s)	
33	<input checked="" type="checkbox"/> Common Base	Steel Channel			Set(s)		
34	<input type="checkbox"/> Foundation Bolts & Nuts					Set(s)	
35	<input checked="" type="checkbox"/> Coupling	<input checked="" type="checkbox"/> Flange <input type="checkbox"/>	<input checked="" type="checkbox"/> Coupling Guard		Set(s)		
36	<input type="checkbox"/> Pressure Guage					Set(s)	
37	<input type="checkbox"/> Plug for Drain & Air vent.					Set(s)	
38	<input type="checkbox"/> Seal Flushing					Set(s)	
39	M/Seal	Maker	KSM	Model & Size	S1A /	Set(s)	
40		Type	Unbalanced	Cooler	<input type="checkbox"/> Yes <input checked="" type="checkbox"/> No	Set(s)	
41		API 610 Plan					
42		Material Code	SiC/SiC,Viton			Pump	125 kg
43	<input type="checkbox"/> Companion Flanges					Bed	51 kg
44	<input type="checkbox"/> Special Tool					Motor	107 kg
						Total wt.	250 kg

*Pump test acceptance grade in accordance with ISO 9906:2012, Grade 2B.

Estimated Performance Curve

Sheet No.	
Customer	
Item No.	
Date	2017-03-24

SPECIFICATION			
PUMP	CAPACITY	500 l/min	MOTOR
	TOTAL HEAD	31 m	
	SUCTION BORE	65 mm	
	DISCHARGE BORE	50 mm	
	LIQUID	WATER	
	MAKER	WILO	
OUTPUT		11 kW	
VOLTAGE		<input checked="" type="checkbox"/> 380V <input type="checkbox"/>	
FREQUENCY		60 Hz	
SPEED		1750 1/min	
TYPE		TEFC	
MAKER		HIGEN	



* Pump test acceptance grade in accordance with ISO 9906:2012, Grade 2B.
 * Subject to change without prior notice.

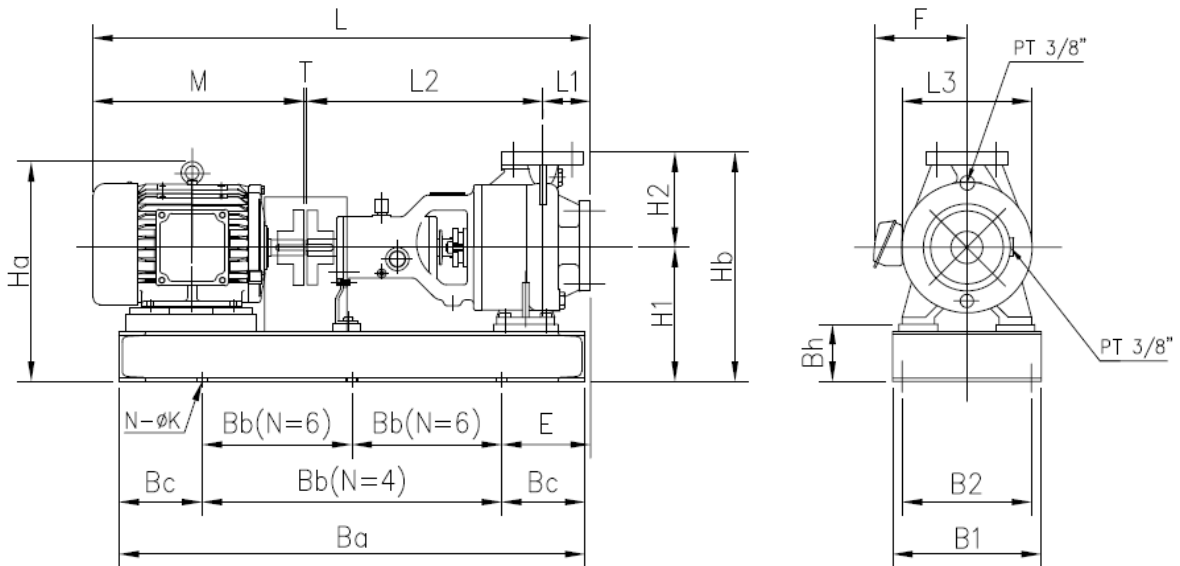
TYPE	Single Stage Vortex
MODEL	PVH-6550D_IE2
SERVICE	

Outline Drawing

Sheet No.	
Customer	
Item No.	
Date	2017-03-24

SPECIFICATION

PUMP	CAPACITY	500 l/min	MOTOR	OUTPUT	11 kW
	TOTAL HEAD	31 m		VOLTAGE	<input checked="" type="checkbox"/> 380V <input type="checkbox"/>
	SUCTION BORE	65 mm		FREQUENCY	60 Hz
	DISCHARGE BORE	50 mm		SPEED	1750 1/min
	LIQUID	WATER		TYPE	TEFC
	MAKER	WILO		MAKER	HIGEN

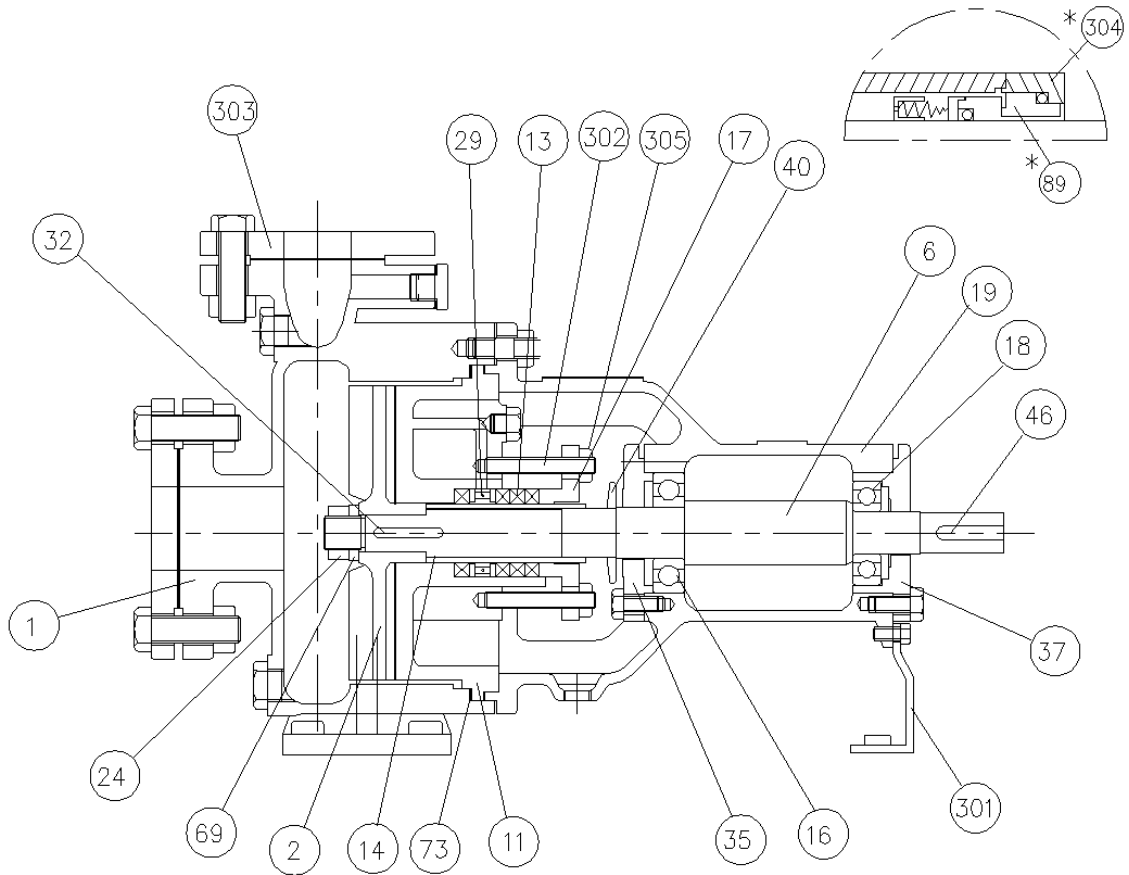


L1	100	Hb	490	E	254
L2	419	Ha	472	B1	350
L3	355	Bh	85	B2	315
L	1117	T	3	N	4
M	595	Ba	950	K	15
H1	265	Bb	600	F	265
H2	225	Bc	175		

TYPE	Single Stage Vortex
MODEL	PVH-6550D_IE2
SERVICE	

Sectional Drawing

Sheet No.	
Customer	
Item No.	
Date	2017-03-24



* : Option Parts

No.	Part Name	Material	Qt'y	No.	Part Name	Material	Qt'y
1	Casing	GC200	1	35	Bearing Cover(A)	GC200	1
2	Impeller	GC200	1	37	Bearing Cover(B)	GC200	1
6	Shaft	SM45C	1	40	Deflector	NR610	3
11	Casing Cover	GC200	1	46	Coupling Key	SM45C	4
13	Gland Packing	Fabric	4	69	Impeller Washer	STS304	1
14	Sleeve	STS304	1	73	Casing Gasket	NBR	1
16	Ball Bearing(A)	STB2	1	*89	Mechanical Seal		1
17	Gland	GC200	1	301	Support	SCP1	1
18	Ball Bearing(B)	STB2	1	302	Gland Bolt	STS304	2/4
19	Bearing Housing	GC200	1	303	Companion Flange	SM45C	2
24	Impeller Nut	STS304	1	*304	M/Seal Cover	GC200	1
29	Lantern Ring	NORYL/HBsC1	1	305	Nut	C3602BD	2/4
32	Impeller Key	SM45C	1				

TYPE	Single Stage Vortex
MODEL	PVH-6550D_IE2
SERVICE	