

wilo Pump Data Sheet

Sheet No.	
Customer	
Item No.	
Date	2017-03-28

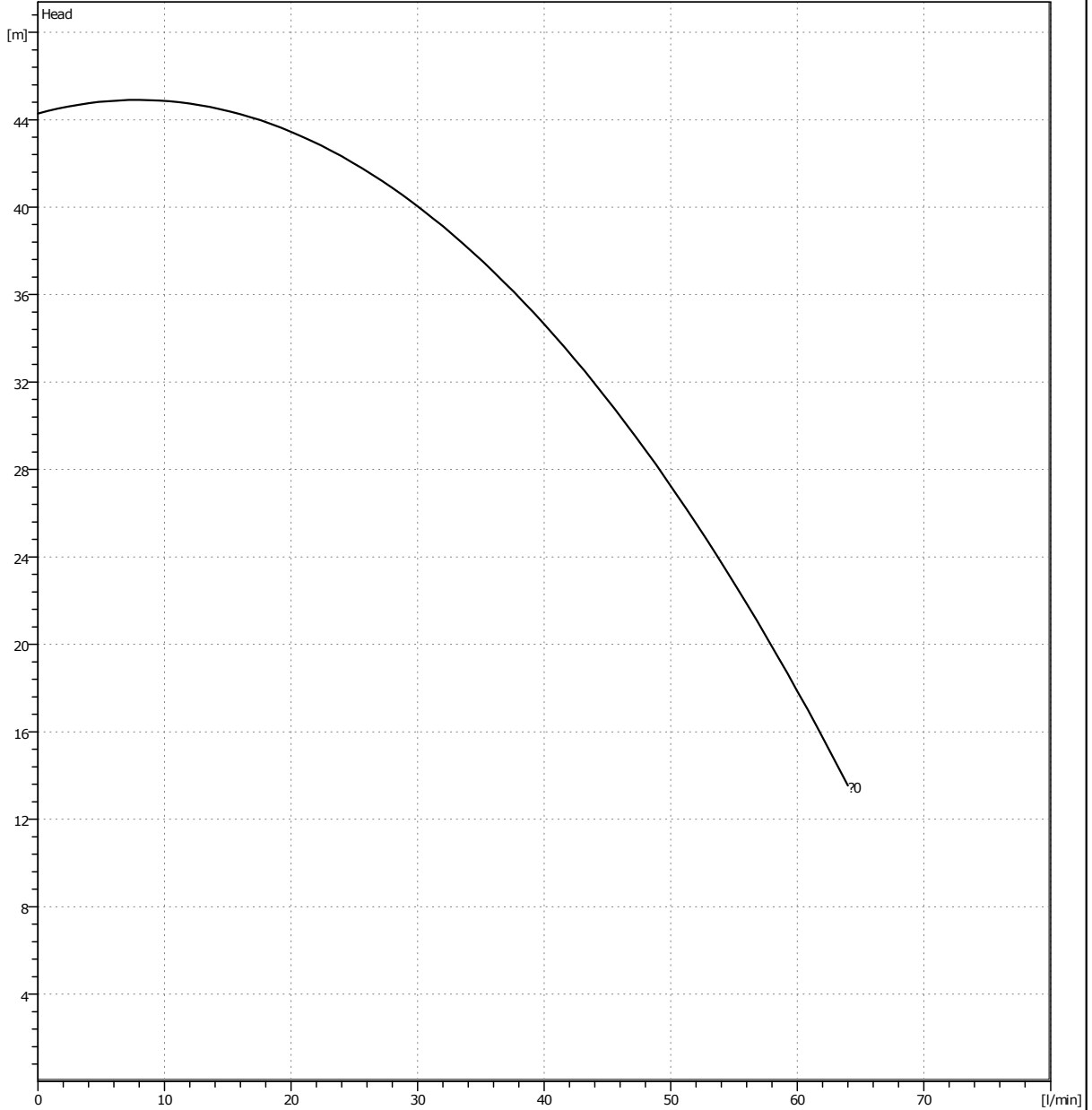
1	Model	PBI-L303MA		Title		
2	Location			Agent		
3	Service			Plant Name		
4	Quantity	Set(s)	Installation	<input checked="" type="checkbox"/> Indoor	<input type="checkbox"/> Outdoor	
5	OPERATING CONDITION					
6	Liquid	Water		Capacity	45 lpm	
7	Pumping Temp.	0~40		Suct. Head	6 m	
8	S.G	1		Disch. Head	20 m	
9	Vap. Pressure	1kg/cm2A		Total head	26 m	
10	Viscosity	1 cp				
11	PERFORMANCE AND CONSTRUCTIONS				MATERIAL	
12	Horizontal		Efficiency	%		
13	No. of Stages	3	Rated Power	0.75KW		
14	Speed	3450rpm	NPSHre			
15	Rotation	CCW (view from drive end)		Casing	STS304	
16	Bore	Size(Dia)	Rating	Face	Position	
17	Suction	25 mm	10kgf/cm2		Side	
18	Discharge	25 mm	10kgf/cm2		Top	
19	Impeller Type	Closed	Single suction		HYDROSTATIC	
20	Flow Direction	Radial		Casing	10 kgf/cm2	
21	Shaft Seal	M/Seal	Shaft Sleeve	No	Pressure Tank	
22	Mounting	Foot		TESTING		
23	Lubrication	<input checked="" type="checkbox"/> Grease	<input type="checkbox"/> Oil Bath		Items	
24	Cooling	<input type="checkbox"/> Stuff.Box	<input type="checkbox"/> B/R Housing	<input checked="" type="checkbox"/> No Cooling	Run Perform.	
25	Pump Side	6302ZZ	Fan Side	6301ZZ	Hydrostatic	
26	DRIVER SPECIFICATION				SPARE PARTS	
27	Maker	WILO	Phase / V / Hz	1 ~ 220V ~ 60Hz		
28	Type	Induction Motor	Motor Frame No.			
29	Power	0.75KW	Furnished by	<input checked="" type="checkbox"/> WILO	<input type="checkbox"/> Customer	
30	Pole & Speed	2p 3450rpm	Mounted by	<input checked="" type="checkbox"/> WILO	<input type="checkbox"/> Customer	
31	Insulation	F	Protection	IP X4		
32	ACCESSORIES(<input checked="" type="checkbox"/>Supplied : WILO)				Set(s)	
33	<input type="checkbox"/> Common Base				Set(s)	
34	<input type="checkbox"/> Foundation Bolts & Nuts				Set(s)	
35	<input type="checkbox"/> Coupling	No		<input type="checkbox"/> Coupling Guard		
36	<input type="checkbox"/> Pressure Gauge				Set(s)	
37	<input type="checkbox"/> Collar or Plug for Drain & Air vent.				Set(s)	
38	<input type="checkbox"/> Seal Flushing				Set(s)	
39	M/Seal	Maker	Burgmann	Model & Size	14	
40		Type	MG12/14	Cooler	<input type="checkbox"/> Yes <input checked="" type="checkbox"/> No	
41					Set(s)	
42	<input type="checkbox"/> Companion Flanges				Weight	
43	<input type="checkbox"/> Special Tool					
44						
45					Total Wt.	10 kg

Estimated Performance Curve

Sheet No.	
Customer	
Item No.	
Date	2017-03-28

SPECIFICATION

PUMP	Capacity	45 lpm at m	MOTOR	OUTPUT	0.75KW
	Total Head	26 m		VOLTAGE	220V
	SUCTION BORE	25 mm		FREQUENCY	60 Hz
	DISCHARGE BORE	25 mm		SPEED	3450 1/min
	LIQUID	WATER		TYPE	Induction Motor
	MAKER	WILO		MAKER	WILO



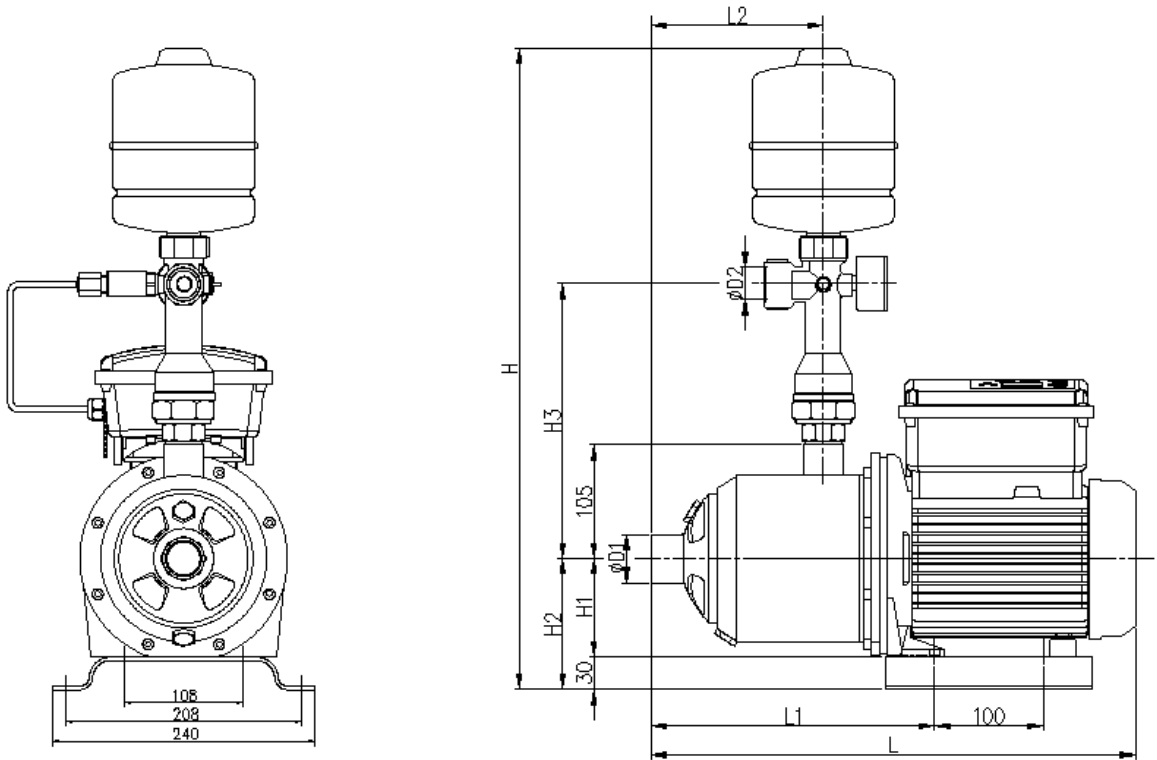
*Performance curve of some models is subject to have 10% deviation.

*Subject to change without prior notice.

TYPE	Multi Stage Horizontal
MODEL	PBI-L303MA
SERVICE	

Outline Drawing

Sheet No.	
Customer	
Item No.	
Date	2017-03-28

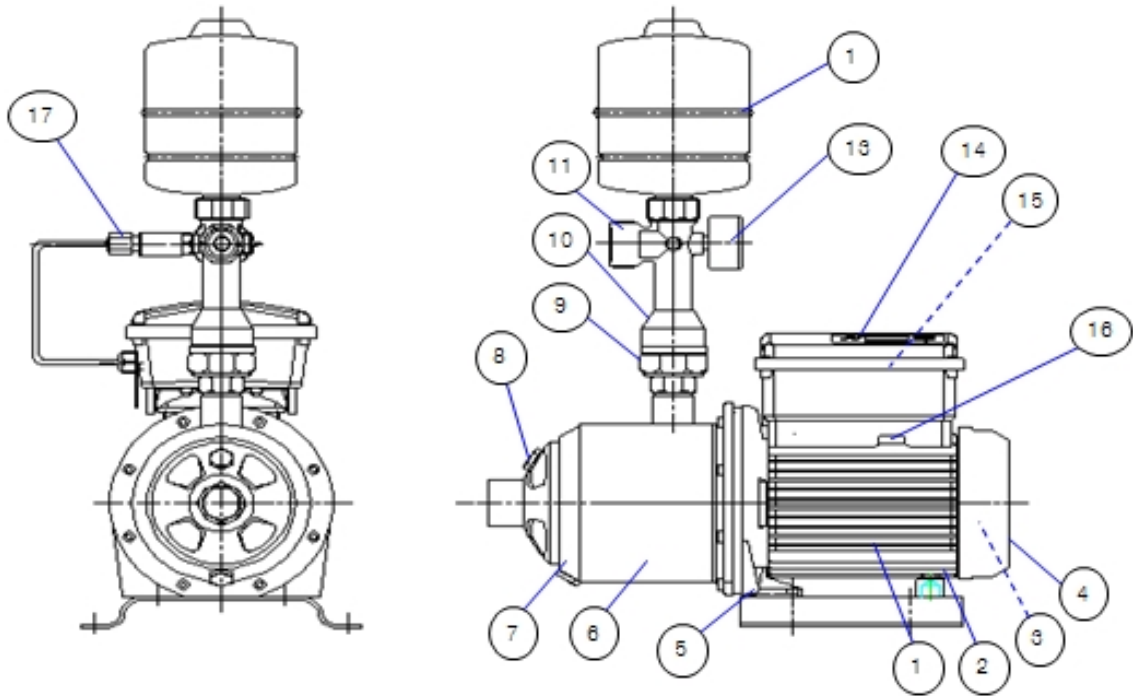


品名	Dimension(mm)										重量 (kg)
	H	H1	H2	H3	L	L1	L2	ΦD1	ΦD2		
PBI-L203MA	580	90	120	380	385	185	109.5	1"	1"	13	
PBI-L205MA	580	90	120	380	425	235	157.5	1"	1"	14	
PBI-L303MA	580	90	120	380	425	235	157.5	1"	1"	10	
PBI-L304MA	580	90	120	380	425	235	157.5	1"	1"	11	
PBI-L402MA	580	90	120	380	385	185	109.5	1 1/4"	1"	13	
PBI-L403MA	580	90	120	380	385	185	109.5	1 1/4"	1"	14	
PBI-L404MA	580	90	120	380	425	235	157.5	1 1/4"	1"	19.5	
PBI-L405MA	580	90	120	380	425	235	157.5	1 1/4"	1"	20	
PBI-L603MA	580	90	120	380	425	235	157.5	1"	1"	11	
PBI-L802MA	580	90	120	385	385	185	109.5	1 1/2"	1 1/4"	18	
PBI-L803MA	580	90	120	385	385	185	109.5	1 1/2"	1 1/4"	19	

TYPE	Multi Stage Horizontal
MODEL	PBI-L303MA
SERVICE	

Sectional Drawing

Sheet No.	
Customer	
Item No.	
Date	2017-03-28



Cls.	Part Name	Specification	Quantity	Remarks
1	Motor Assembly	3phase 220V 60Hz	1	
2	Motor Supporter	ABS(HI-100)	1	
3	Fan	PBT(GP-2200)	1	
4	Fan Cover	SCP or ABS(HI-100)	1	
5	Base Plate	SCP	1	
6	Casing	STS304	1	
7	Drain Plug	STS316L	1	
8	Priming Plug	STS316L	1	
9	Union Assembly	Brass or STS304	1	
10	Check Valve	STS304	1	
11	Cross Nipple	Brass or STS304	1	
12	Pressure Tank	SCP/Rubber	1	
13	Pressure Gauge	16bar	1	
14	Inverter Cover	ABS(AF-305F)	1	
15	Inverter Assembly	-	1	
16	Inverter Base	ABS(AF-305F)	1	
17	Transmitter	16bar	1	

TYPE	Multi Stage Horizontal
MODEL	PBI-L303MA
SERVICE	