

wilo Pump Data Sheet

Sheet No.	
Customer	
Item No.	
Date	2017-07-04

1	MODEL	PD-550MA	Title				
2	OPTION MODEL		Quantity		Set(s)		
3	Location		Agent				
4	Service		Plant Name				
5	OPERATING CONDITION						
6	Liquid Pumped	Drainage Water	Capacity	145	lpm		
7	Pumping Temp.	Winter : -5 C	Dis. Press	0.7	m		
8		Summer : 40 C	Total Head	7	m		
9	Specific Gravity	1 kgf/cm ² A	Total Head at zero point		14	m	
10	Viscosity	5 cP	Liquid pH		6.5~9	pH	
11	PERFORMANCE AND CONSTRUCTION				MATERIAL		
12	Axis Position	Vertical	C.W.L	86	mm	Part Name	
13	Number of Stages	1	EFF. Expected		%	Handle	
14	Speed	3450 rpm	Rated Power	700W		Shaft	
15	Rotation Viewed From Driver	CW		Casing	PP+GF30%		
16	BORE	Size(Dia)	Rating	Facing	Position	Body	
17		Suction	-	-	-	Impeller	
18		Discharge	50 mm	-	-	Side	
19	Impeller Type	Semi Open		Single Suction	Oil Case	PBT	
20	Flow Direction	Radial	Oil Seal	Yes	Terminal Cover	PP+GF30%	
21	Shaft Seal	M/Seal	Shaft Sleeve	No	Casing Pad	TPE	
22	Adapter	<input type="checkbox"/> Yes <input checked="" type="checkbox"/> No	Adapter Model	N/A	Strainer	PE	
23	Discharge Type	Flange Connection					
24	Struction of Inlet	Strainer				HYDROSTATIC	
25	Struction of Outlet	Hose Coupling Flange Coupling				Casing	kgf/cm ² min
26	Bearings	Upper : 6302ZZ	Lower : 6202ZZ	Frame	kgf/cm ²	min	
27	MOTOR SPECIFICATION				TESTING		
28	Motor	Maker	WILO		(Items)	(Witness)	
29	Type	Induction Motor(Submersible Type)				Run Perform	<input checked="" type="checkbox"/> Yes <input type="checkbox"/> No <input type="checkbox"/> Yes <input checked="" type="checkbox"/> No
30	Starting Method	LINE	Power Supply	220V	Hydrostatic (Air Press.)	<input checked="" type="checkbox"/> Yes <input type="checkbox"/> No <input type="checkbox"/> Yes <input checked="" type="checkbox"/> No	
31	Pole & Speed	3450 1/min	Frequency	Hz	SPARE PART		
32	Output	700W	Insulation	B Amperage	4.3A	Impeller	
33	Protector	<input type="checkbox"/> Over Load Protector(O.L.P) <input checked="" type="checkbox"/> Thermal Protector(T.P)		Shaft	Set(s)		
34	SEAL PART				Sleeve	Set(s)	
35	Mechanical Seal	Maker	NEK	Size	ED-560- 10	Bearing	
36		Type	Double	Cooler Type	T-#32	Casing	
37		Cooler	Yes	Cooler Quantity	35cc	M/Seal	
38	ACCESSORY				Name Plate	Set(s)	
39	<input type="checkbox"/> Companion Flanges					Set(s)	
40	<input type="checkbox"/> Chain					Set(s)	
41	<input checked="" type="checkbox"/> Hose Coupling <input checked="" type="checkbox"/> Flange Coupling					Set(s)	
42	<input type="checkbox"/> Foundation Bolts & Nuts				WEIGHT		
43	<input type="checkbox"/> Guide Pipe				Pump	7.5 kg	
44	<input type="checkbox"/> Special Tool				Adapter	-	
45	<input type="checkbox"/> Spare Parts				Total Wt.	7.5 kg	

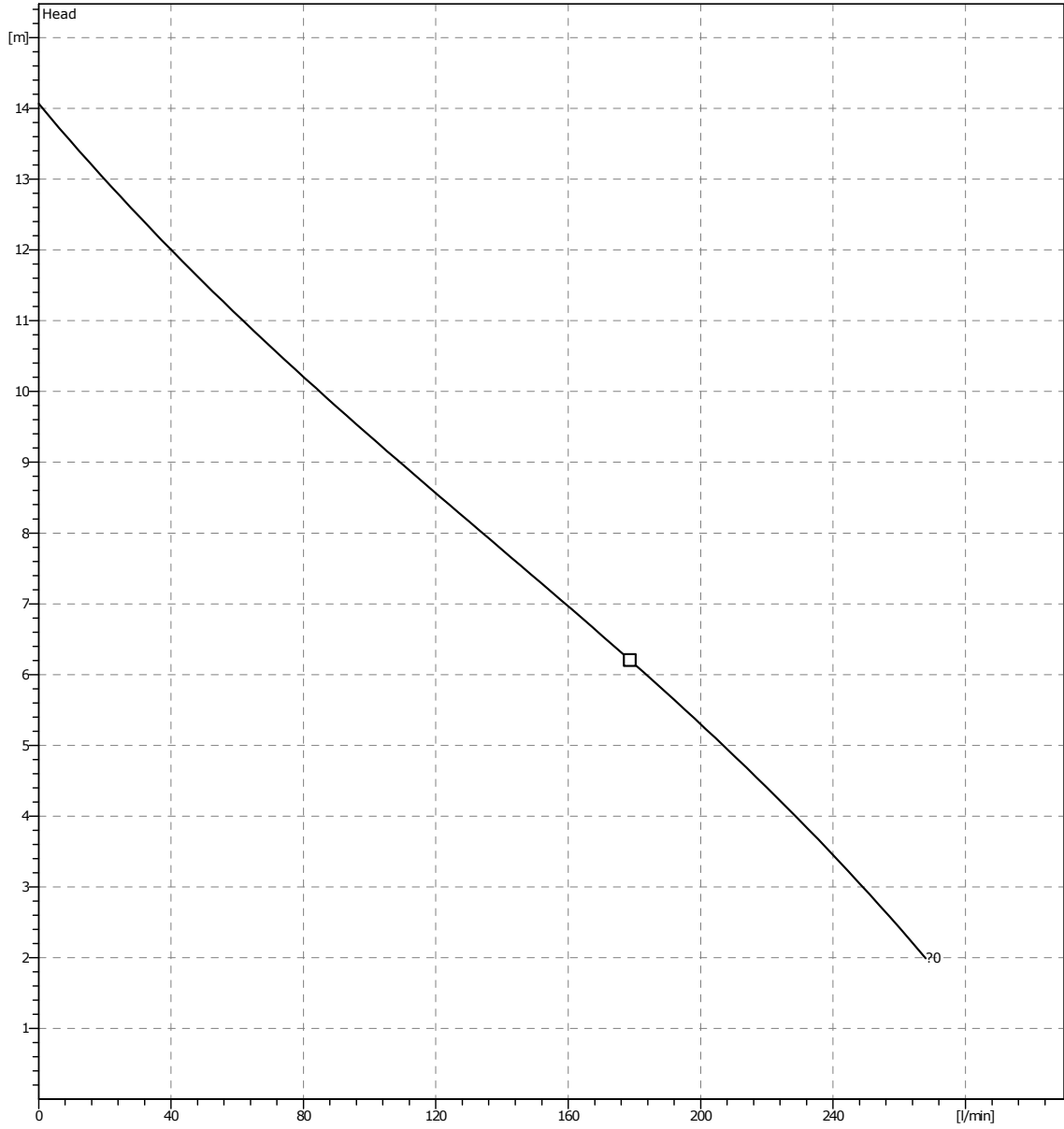
Remark
* Protector does not supply in 50Hz.

* The above data can be changed without prior notice.

Estimated Performance Curve

Sheet No.	
Customer	
Item No.	
Date	2017-07-04

SPECIFICATION			
PUMP	CAPACITY	0 l/min	MOTOR
	TOTAL HEAD	0 m	
	SUCTION BORE		
	DISCHARGE BORE	50 mm	
	LIQUID	WATER	
	MAKER	WILO	
	OUTPUT	700W	
VOLTAGE	220V		
FREQUENCY	Hz		
SPEED	3450 1/min		
TYPE			
MAKER			



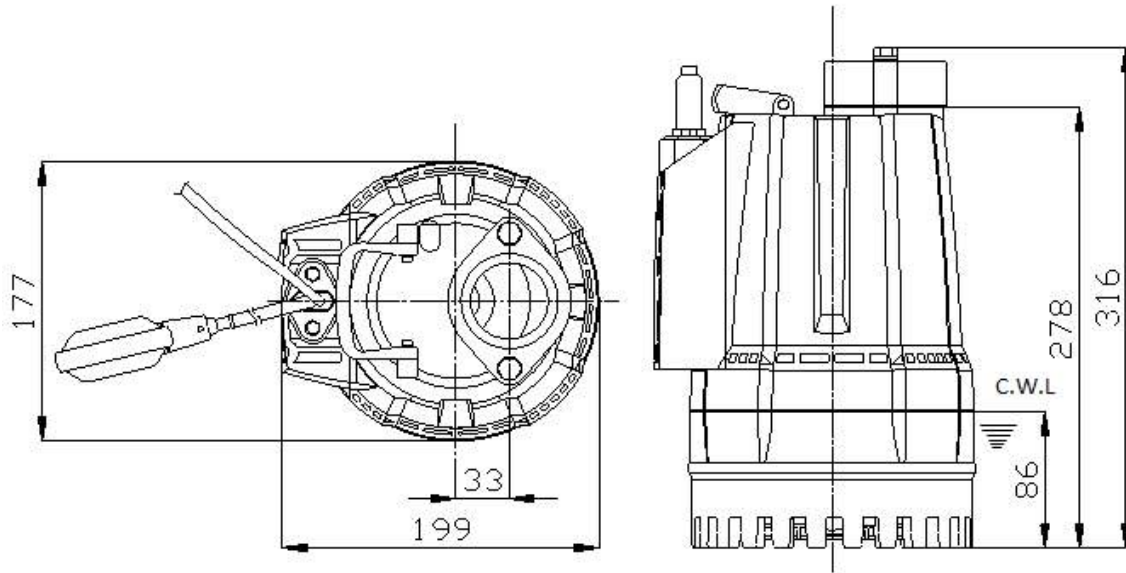
*Pump test acceptance grade in accordance with ISO 9906:2012, Grade 2B.

*Subject to change without prior notice.

TYPE	Submersible, General Drainage
MODEL	PD-550MA
SERVICE	

Outline Drawing

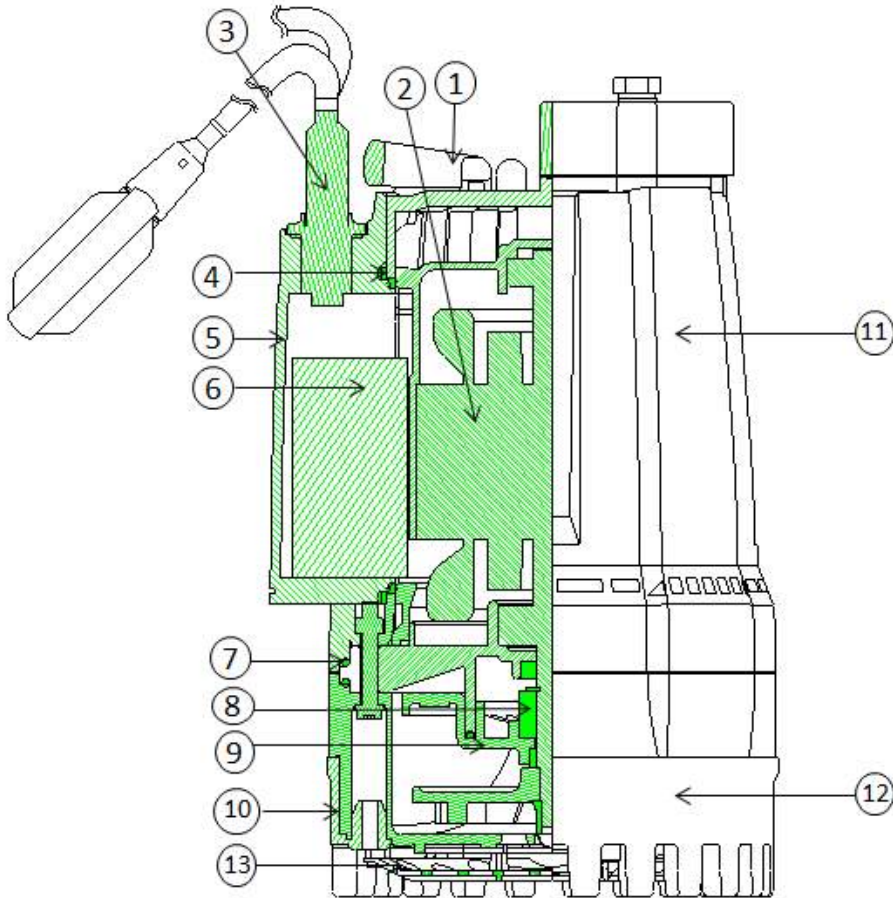
Sheet No.	
Customer	
Item No.	
Date	2017-07-04



TYPE	Submersible,General Drainage
MODEL	PD-550MA
SERVICE	

Sectional Drawing

Sheet No.	
Customer	
Item No.	
Date	2017-07-04



NO.	PARTS NAME	MATERIALS			Q'ty (EA)	NO.	PARTS NAME	MATERIALS			Q'ty (EA)
		KS	AISI	DIN				KS	AISI	DIN	
1	HANDLE	PP	-	-	1	8	MECHANICAL SEAL	Car+Cera	-	-	1
2	MOTOR ASS'Y	-	-	-	1	9	OIL CASE	PBT	-	-	1
3	CABLE ASS'Y	IEC57x3C	-	-	1	10	CASING	PP	-	-	1
4	GASKET	NBR607	-	-	1	11	BODY ASSY	PP	-	-	1
5	T/COVER	PP	-	-	1	12	IMPELLER	PBT	-	-	1
6	CAPACITOR	-	-	-	1	13	CASING PAD	TPE	-	-	1
7	O-RING	NBR607	-	-	2	14	STRAINER	PE	-	-	1

TYPE	Submersible,General Drainage
MODEL	PD-550MA
SERVICE	